

Budget Bulk Buy!

**Creativity Set
Special Price**

\$69.95

This craft pack contains our best-sellers in one bundle – purchased separately these would cost \$83.95!

Save \$14.00

- 2 x Feathers
- 1 x Neon Pom Poms
- 2 x 250g Glitter (your choice of: Red, Blue, Green, Gold, Silver, Multi)
- 2 x Spangles
- 1 x Coloured Ice Pop Stix
- 1 x Plain Matchstix
- 1 x Moving Eyes, 10mm
- 1 x Pipe Cleaners
- 1 x PVA School Glue, 2 litres
- 1 x Sequins
- 1 x A2 Newsprint (500 sheets)

**BULK BUY
BONUS**



Moving Eyes

Bring models and puppets to life! 7mm and 10mm moving eyes in bags of 100. Other sizes available on request.

Code	Description	Price
513000	Moving Eyes, 7mm	\$2.40
513010	Moving Eyes, 10mm	\$3.60



Sequins and Spangles

Can be glued or sewn on to give models and projects some extra bling!

Code	Description	Price
513499	10mm Sequins, 25g	\$2.50
513699	Asstd Spangles 25g	\$2.50



Festive Tinsel Pom Poms

Code	Description	Price
513899	Tinsel Pom Poms, Pk/138	\$14.95



Neon Pom Poms, Asstd

Code	Description	Price
513399	Neon assorted, Pk/150	\$8.90



Feathers

Code	Description	Price
512499	Feathers, Bag/50	\$3.70



Assorted Pipe Cleaners

A fantastic collection of assorted jumbo pipe cleaners. Excellent for making decorations, models and 'minibeasts'. Mix with pom poms and wiggle eyes for a great combination. Packet of 200.

Code	Description	Price
513299	Pipe Cleaners Asstd, Pk/200	\$12.85



Skeleton Leaves

Use in a treasure box, or for texture and pattern work. Packet of eight large leaves.

Code	Description	Price
512498	Leaf Skeletons, 8-pcs	\$1.75



Rhinestones

Sparkling collection of assorted gems great for decoration or pirates' treasure!

Code	Description	Price
512601	Rhinestones, Bag/25	\$6.55



Tinsel Colour Stix

6mm stix, available in bags of 150.

Code	Description	Price
512399	Tinsel Colour Stix	\$16.95



Coloured Counters

Assorted colours, in bags of 150.

Code	Description	Price
940060	Coloured Counters	\$4.95



Mosaic Glass Tiles Set

These glass tiles are a fun way to introduce young children to mosaic art; and arranging the small pieces into a larger design helps to develop manual dexterity and patience. Pack of 196 tiles in four sets: Red, Blue, Clear and Yellow.

Code	Description	Price
513550	Mosaic Tiles, Pk/196	\$9.95



Dough Wheels & Cutters

Code	Description	Price
547100	Dough Cutters, Bag/12	\$6.80
547200	Dough Wheels, Bag/12	\$10.40



Glitter Shaker Pack

Set of four colours in 30g shakers.

Code	Description	Price
508300	Glitter Shakers, Set/4	\$4.90



Bulk Glitter Shakers

250g bulk shaker containers. Nontoxic.

Code	Description	Price
508220	Glitter Red, 250g	\$6.95
508230	Glitter Blue, 250g	\$6.95
508240	Glitter Green, 250g	\$6.95
508296	Glitter Gold, 250g	\$6.95
508297	Glitter Silver, 250g	\$6.95
508299	Glitter Multi, 250g	\$6.95



Glitter Shakers Set

Set of six clear containers with perforated lids. (Glitter sold separately)

Code	Description	Price
512600	Glitter Shakers, Set/6	\$4.90

STAPLES FREE!
with purchase



Acme AT53 Tacker

Ergonomic, lightweight stapling tacker with built-in staple remover. Extra-long power lever makes this tacker easy to use. Compatible with: Rapid 53/6-8 staples. (Starter pack of staples included.)

Code	Description	Price
158105	Acme AT53 Tacker	\$14.95
158295	Rapid 53/6 Staples	\$11.95
158299	Rapid 53/8 Staples	\$16.25



Plain Matchstix, 3000's

Code	Description	Price
512900	Plain Matchstix, Pk/3000	\$7.95



Coloured Matchstix, 4000's

Code	Description	Price
512999	Coloured Matchstix, Pk/4000	\$9.95



Foam Rollers

Code	Description	Price
545501	Foam Roller, 1", Each	\$10.95
512502	Foam Roller, 2", Each	\$11.95
546003	Foam Roller, 3", Each	\$12.95
545500	Foam Roller, 4", Each	\$13.95
512500	Foam Rollers, Set/10	\$19.20
546000	Replacement Rollers, Pkt/5	\$14.95



Foam Shapes

Add these brightly coloured foam shapes to all art and craft projects. Find endless creative uses such as costume additions, making vibrant pictures, abstracts and collages. 500 assorted colours, shapes and sizes. Simply glue to surfaces.

Code	Description	Price
512501	Foam Shapes	\$15.70



Ice Pop Stix

Code	Description	Price
512799	Coloured Pop Stix, Pk/1000	\$8.95
512700	Plain Pop Stix, Pk/1000	\$8.95



Dolly Pegs

Packet of 30 old-fashioned wooden clothes pegs for making all kinds of little people, animals and ornaments. Smoothly finished, sturdy wood.

Code	Description	Price
512220	Dolly Pegs, Pk/30	\$4.15



CREATE YOUR OWN MAGNETS!

Magnetic Tape

Sticks to everything – plastic, glass, metal, and painted surfaces. It really works!

Code	Description	Price
512200	Magnetic Tape	\$7.85



Drawing, Push, Map Pins

Code	Description	Price
156100	Brass Drawing Pins, Box/100	\$1.75
160600	Push Pins, Box/100	\$3.10
157955	Map Pins, Pkt/100	\$4.95



Round Balloons

Assorted coloured round balloons, available in packs of 100.

Code	Description	Price
502099	Balloons, Pkt/100	\$11.95

Art Straws

Creative fun for kids of all ages! Use to make animals, flowers, figures, mobiles, jewellery, castles, bridges and dolls. Easy to bend, cut, or color with markers.



Code	Description	Price
547600	Straws, Pk/250	\$6.95



Rubber Bands

Premium quality Esselte brand rubber bands are produced with no joins for extra strength.

Code	Description	Price
160099	115g Mixed, Box/300	\$4.30
160199	500g Mixed, Box/800	\$13.00



Grip Spot Fasteners

Velcro grip-hook and loop fasteners available in packs with hook and loop, hook only. Durable, self-adhesive backing adheres to most surfaces including wood, metal, card, paper, plastic and ceramic.

Code	Description	Price
167000	Hooks & Loops, Pkt/62	\$16.20
167010	Hooks only, Pkt/125	\$16.20



Poly String

Extra-strong and durable Polypropylene.

Code	Description	Price
158500	Poly String, 80 metres	\$4.10



Cotton Twine

An earth-friendly, biodegradable alternative to synthetic string.

Code	Description	Price
158501	Cotton Twine, 80 metres	\$4.80



Seminars

CES run education-related seminars throughout the year. These hands-on workshops are a great opportunity to sample new materials and to learn about exciting new creative techniques. Watch our website for upcoming events, or call 0-3-338 4444 or email supplies@cessl.org.nz



Papier Mache Magic by Raewyn Taylor

Papier Maché is an extremely versatile medium. There is usually a way in which visual presentation can be achieved using papier maché either in construction models or a built-up surface.

Activity One: Balloon Base

Organise children into pairs and have them prepare their working space – newspaper on tabletops to prevent messy clean ups, a cardboard collar to stabilise the balloon, lots of paper strips approx (2cm x 10cm). Demonstrate how to tear the paper going with the grain.

Inflate the balloon – not too big, no too small.



Tear – don't cut! – paper into strips. Apply a bit like weaving for maximum strength.

Dip paper strips into the paste and pull through fingers to remove excess glue. Repeat until the balloon is totally covered. Two coats are good – three is **great**. Add a final layer of plain newsprint.



The more layers you can do quickly the stronger your mould will be.

Hang the structure by the knot and leave to dry for at least 24 hours.

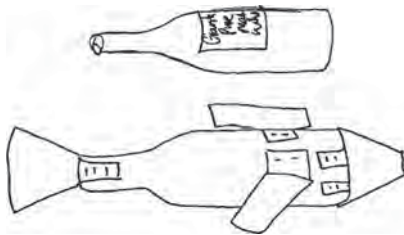
When it has totally dried you can cut it in half to create two masks or character faces – or use as a mould for further constructions.

Materials Required:

- Balloons (see page 47)
- Cellulose Paste (see page 49)
- Newsprint (see page 5)
- Moving eyes (see page 45)
- Art card (see page 6)
- Sellotape (see page 50)
- Gummed paper tape (see page 50)
- Scissors (see page 51)
- String (see page 47)
- 1.5 litre plastic bottle (empty)

Organisation

Mix glue at least 2 hours before you need to use it: overnight is best as this allows the glue to 'gel' properly. Some powders take longer than others to combine properly, so make sure of the product you are using.



Activity Two: Bottle Base (plastic)


This is probably the easiest method for novices, but the most amazing creations can be made with just a bit of imagination.

Totally cover the plastic drink bottle with gluey paper strips.

Leave to dry. Attach cardboard features using a glue gun (or use a staple gun if necessary). Apply papier maché pulp to enhance features: eg eyes, nose, etc.

Layer paper strips over the entire base (as for instructions for activities 1 & 3.)

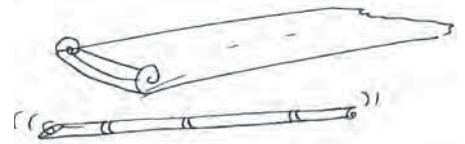
This method can also be used to create **huge** structures using bits of wood and chicken netting as a base.



Activity Three: Figures with Frame

You need: four single or two double sheets of newspaper. Roll as tightly as possible.

Secure the roll with Sellotape or brown gummed paper tape (hint: don't lick the tape – use a damp sponge).




Issue the tape in pre-cut strips.

Make at least five of these rolls and you have the makings of a very stable frame. (Great for horse models!)



Now add our other rolls to create your intended model.



Tightly lash these rolls as shown and bend to desired shape.

Depending on the stance of your structure, you may need to bend and bind until it stands unaided. The tighter your lashings the more stable the model.

Now you have your frame, pack it with dry crunched-up newspaper. Wrap with strips of paper – secure if necessary or tuck in loose ends – then start applying the gluey paper strips. Keep going until model is complete. The last coat should be plain newsprint.

Build-up features (eyebrows, noses, wrinkles, etc) with tissue paper or toilet paper. Leave to dry.

Paint and add embellishments.